



## Offshore Speed Rules

These rules are designed to explain the basic ISAF competition rules so that riders who are starting to compete can do so by using only these few rules and without the need to learn the many details of the ISAF Racing Rules of Sailing (RRS) and the Experimental Kiteboarding Competition Rules (EKCR).

However, the RRS and EKCR apply whenever racing and can be found for information in their latest versions on the ISAF and IKA websites


All rules are intended to ensure that the best competitor wins through individual skills, good fortune and quality of equipment, and not as a result of procedural devices or legalistic argument. All disputes under the rules shall be conducted on this principle

### § 1 Starting Signals



Red flag

Course closed; will open shortly



Yellow and red flag


Course will open in 5 minutes



Green flag

Course is open

### § 2 Finishing Signals



Green and yellow flag

Course will be closed in 5 minutes



Yellow flag

Current round extended



Red flag

Course closed



### § 3 Additional Flag Signals




AP Flag

All Fleets on standby. AP down=  
min 15 minutes to the next start




L Flag

Important Notice to competitors on  
the Notice board



N Flag

Race is abandoned, Results do not  
count



Red and green Flag

Course closed due to technical  
Problems, security reasons etc.  
Round will be continued

### § 4 Penalties

If a competitor fails to comply with a rule or infringes the course area regulations, she may be cautioned

If the competitor receives another caution in this period, he/she will be suspended from the course for that round.

Any competitor seen on the water during a suspension period will be disqualified from the competition, and none of his/her previous times/results recorded at the competition will be valid. Information may be given to the competitors by an appropriate flag pointed at the competitor and a loudhailer signal.

### § 5 Sailing the course

You must start, pass each mark on the required side on the correct order and finish, so that a string representing your wake after starting and until finish would lie on the required side of each mark and touch each rounding mark.